




iPoynt 5GHz (19dBi)

Operating Frequency - 5.1-5.9GHz

Product code: WLAN-A0044



WLAN-A0044 is a compact weatherproof outdoor enclosure featuring a wide band 5GHz panel antenna operating from 5.1 to 5.9 GHz with a steady gain of 19dBi across the band and is the ideal CPE antenna-enclosure for 5GHz WiFi and WiMAX systems.

The product features a ruggedised, watertight ethernet disconnect gland, which allows greatly simplifies the installation process by allowing the installer to attach their own Ethernet CAT5 cable to the exterior of the enclosure after it has been mounted. In addition, various built-in fixed mounting pillars allow mounting of the most popular electronics whilst adhesive mounting pillars are provided for added flexibility. Knock-outs are also included for two N-connectors on the bottom of the enclosure.

Protection from static and surges is provided in the form a DC-shorter antenna as well as an integrated earthing lug built into the enclosure that allows the internal electronics to optionally be earthed to the mounting structure, e.g. pole or wall.

Mounting of the product is accomplished via a compact, cast aluminium pole/wall mounting bracket with individual elevation and azimuth adjustment.



Specifications:

Product Code:

WLAN-A0044

RJ-45 Socket with watertight gland plus 2 sealed knockout holes for N-type connector

Electrical:

Gain (max) 19 dBi (+/-0.5 dB)
Gain (min over the band) 18 dBi (+/-0.5 dB)
Frequency 5100 - 5900 MHz
VSWR < 2.0:1

Feed power handling 10 W
E-plane 3 dB beamwidth 15° (± 5°)
H-plane 3 dB beamwidth 15° (± 5°)
Front to back (F/B ratio) 27 dB (± 3 dB)

Nominal input impedance 50 Ohm
Polarisation Linear

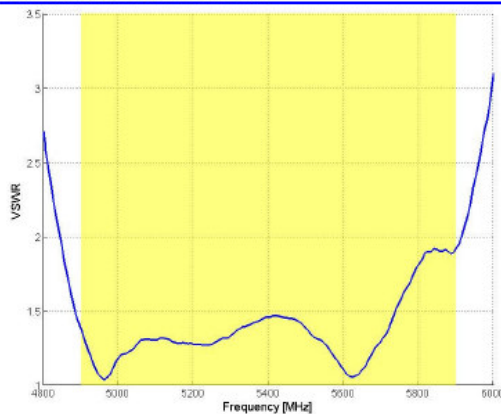
Environmental:

Wind Loading 160 km/h
Temperature Range - 20° C to +70° C
Shock 40G at 10 msec
Thermal Shock - 20° C to +70° C :
10 cycles
Water Ingress Rating IP67 (NEMA 4X)

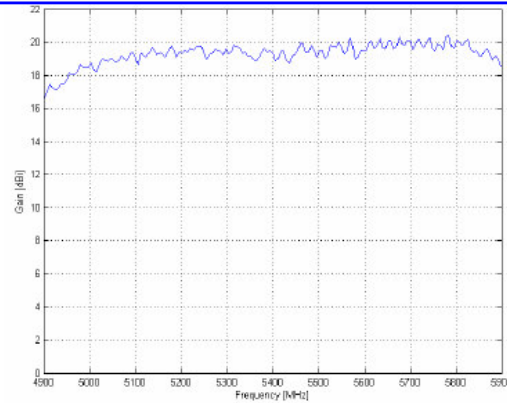
Mechanical:

Dimensions (l x w x d) 235 mm x 210 mm
x 55 mm
Weight 1.0 kg
Mounting Cast aluminium
bracket

VSWR and Gain Pattern:

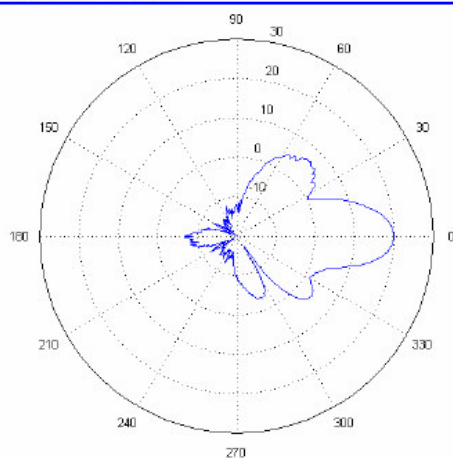


VSWR

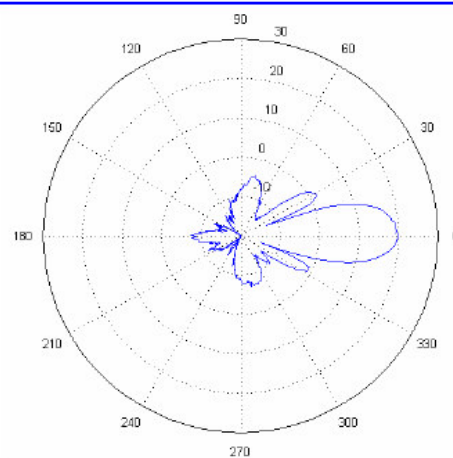


Gain

Radiation Patterns



E-Plane



H-Plane