





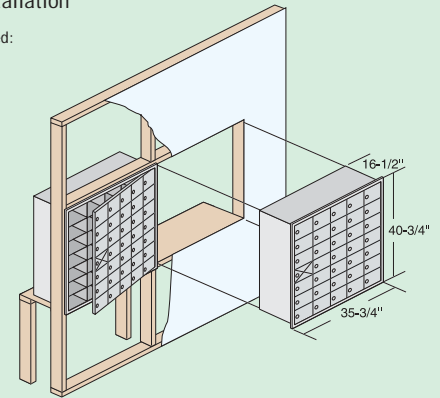
**3614FL**  
14 Front Loading  
\*B\* size doors (13 usable)



Sample Rear Loading  
(RL) Unit

**Sample Installation**

Models displayed:  
(2) 3635FL's



Note: For U.S.P.S. serviced installations, the tenant locks in the top row of mailboxes must be no more than 67" above the finished floor and the bottom of the lowest row must be no less than 28" above the finished floor.

**HORIZONTAL MAILBOXES - STANDARD - FRONT OR REAR LOADING - U.S.P.S. APPROVED**

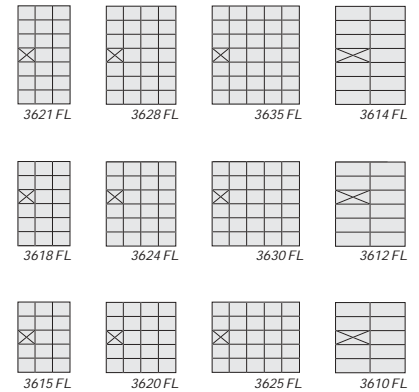
MODEL	DESCRIPTION	UNIT SIZE - FL and RL (includes trim)	WEIGHT	PRICE
<b>7 DOORS HIGH</b>				
3621 <sup>1,2</sup>	21 "A" Doors	22-3/4" W x 40-3/4" H x 16-1/2" D	70 lbs.	\$735.00
3628 <sup>1,2</sup>	28 "A" Doors	29-1/4" W x 40-3/4" H x 16-1/2" D	85 lbs.	\$980.00
3635 <sup>1,2</sup>	35 "A" Doors	35-3/4" W x 40-3/4" H x 16-1/2" D	100 lbs.	\$1,225.00
3614 <sup>1,2</sup>	14 "B" Doors	29-1/4" W x 40-3/4" H x 16-1/2" D	85 lbs.	\$770.00
<b>6 DOORS HIGH</b>				
3618 <sup>1,2</sup>	18 "A" Doors	22-3/4" W x 35-1/4" H x 16-1/2" D	60 lbs.	\$630.00
3624 <sup>1,2</sup>	24 "A" Doors	29-1/4" W x 35-1/4" H x 16-1/2" D	75 lbs.	\$840.00
3630 <sup>1,2</sup>	30 "A" Doors	35-3/4" W x 35-1/4" H x 16-1/2" D	90 lbs.	\$1,050.00
3612 <sup>1,2</sup>	12 "B" Doors	29-1/4" W x 35-1/4" H x 16-1/2" D	75 lbs.	\$660.00
<b>5 DOORS HIGH</b>				
3615 <sup>1,2</sup>	15 "A" Doors	22-3/4" W x 29-3/4" H x 16-1/2" D	55 lbs.	\$525.00
3620 <sup>1,2</sup>	20 "A" Doors	29-1/4" W x 29-3/4" H x 16-1/2" D	65 lbs.	\$700.00
3625 <sup>1,2</sup>	25 "A" Doors	35-3/4" W x 29-3/4" H x 16-1/2" D	75 lbs.	\$875.00
3610 <sup>1,2</sup>	10 "B" Doors	29-1/4" W x 29-3/4" H x 16-1/2" D	65 lbs.	\$550.00
3675	Master commercial lock - for front loading mailbox unit - factory installed if for private access			\$10.00
3686	Combination lock - 3 digit spring latch - additional per door - for installations not serviced by the U.S.P.S.			\$8.00
3690	Lock - standard replacement for 3600 series doors - with (2) keys			\$5.00
3699	Key blanks - for standard 3600 series locks - box of (50)			\$25.00

<sup>1</sup> Specify - front loading (FL) or rear loading (RL)


<sup>2</sup> Specify - U.S.P.S. access or private access (order master commercial lock #3675 - on front loading units only)

Note: On front loading horizontal mailboxes, one opening per unit is required for a master postal or commercial lock and cannot be used for mail distribution. On rear loading units, all openings are usable.

**STANDARD FRONT LOADING (FL) CONFIGURATIONS**



**3600 Series Door Sizes**



**HORIZONTAL MAILBOX OPTIONS - FOR STANDARD SYSTEMS**

**OPTIONS**

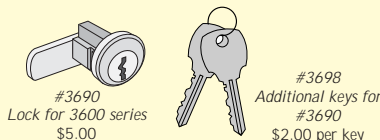
- Master commercial lock - when front loading units are for private access (#3675 - \$10.00)
- Card holder - clear plastic - card and metal insert included (#3697 - \$3.00)
- Self-adhesive numbers - sheets of (100) (#3695 - \$15.00)
- Custom finishes / door sizes / configurations (see pages 12-13)

**LOCKS**

- Each mailbox door includes a five (5) pin cylinder cam lock with two (2) keys (1,000 different key changes).
- Additional keys per lock when ordering (#3698 - \$2.00)
- Key blanks - box of (50) (#3699 - \$25.00)

**DOOR IDENTIFICATION**

Each mailbox door includes a 2" W x 5/8" H clear plastic card holder to identify the tenant's name and/or box number. Self-adhesive numbers (1-3000 available) are supplied upon request with a standard order. Custom identification systems are available as an option upon request. Label Holders (#1070 - \$30.00 - page 63) neatly organize and identify the front/rear of the mailbox compartments and are available as an option upon request.



**CUSTOM ENGRAVED PLACARDS (#3667)**

2" W X 5/8" H custom engraved self-adhesive placards are available as an option upon request. \$3.00

