

# Aluminum Mailboxes - Rack Ladder System

## RACK LADDER SYSTEM - REAR LOADING



Salsbury 2200 series rack ladder system aluminum mailboxes have 1/4" thick extruded aluminum doors with a durable powder coated silver finish. Each door includes a five (5) pin cylinder cam lock with two (2) keys. The mailbox compartments have open backs (rear covers #2251 are available as an option upon request) and are constructed of 20 gauge steel. All units have the same outside dimensions. Rack ladder system aluminum mailbox units are designed to be installed between rack ladders (#2200). The rack ladders support five (5) mailbox units to form a column of mailboxes. These units can be accessed by the U.S.P.S. when used in Rotary Mail Centers (see page 24).



2212

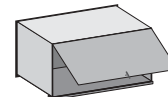


2208

## PARCEL LOCKERS



Salsbury 2200 series parcel lockers offer tenants a convenient way to receive packages on site and are fit with a two (2) key security system. When the U.S.P.S. or an individual delivers a parcel to the locker, a parcel locker key is placed in the recipient's mailbox. Once the recipient opens the parcel locker, the key is automatically retained in the lock until it is removed with a control key. The units have 1/4" thick extruded aluminum doors with a durable powder coated silver finish and are equipped with a hinged rear door which allows access from the rear. Parcel lockers are designed to fit into the rack ladder and data distribution systems (see pages 18 and 19) and Free-Standing Mail Centers (see pages 24 and 25).



Rear view of #2270



Parcel lockers and drop boxes with custom engraved placards (#2267) displayed



2270

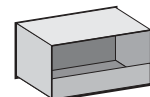


2272

## DROP BOXES



Salsbury 2200 series drop boxes have a 1/4" thick extruded aluminum solid front with a durable powder coated silver finish. The one compartment drop box (#2280) has a 16" W x 3/4" H mail slot. The two (2) compartment drop box (#2282) has two (2) 9" W x 3/4" H mail slots. Drop boxes have a 4" H rear panel to contain the mail. Locking rear covers (#2285) are available as an option upon request. Drop boxes are designed to fit into the rack ladder and data distribution systems (see pages 18 and 19) and Free-Standing Mail Centers (see pages 24 and 25).



Rear view of #2280



2280



2282



2204



2202



2201

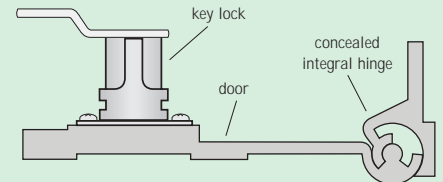


**RACK LADDER SYSTEM - REAR LOADING**

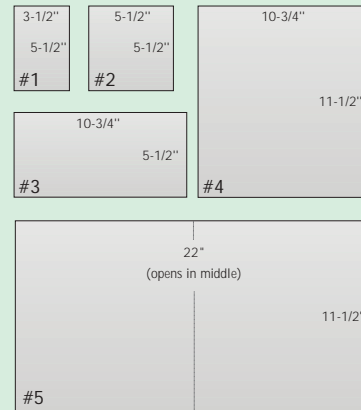
MODEL	DESCRIPTION	DOOR SIZE	WEIGHT	PRICE
2212	12 Doors	3-1/2" W x 5-1/2" H	45 lbs.	\$160.00
2208	8 Doors	5-1/2" W x 5-1/2" H	40 lbs.	\$150.00
2204	4 Doors	10-3/4" W x 5-1/2" H	35 lbs.	\$140.00
2202	2 Doors	10-3/4" W x 11-1/2" H	35 lbs.	\$130.00
2201	1 Door	22" W x 11-1/2" H	35 lbs.	\$120.00
2286	Lock - combination for each 2200 series door			\$8.00
2290	Lock - standard replacement for 2200 series doors - with (2) keys			\$5.00
2299	Keys blanks - for standard 2200 series locks - box of (50)			\$25.00
2270 <sup>1</sup>	Parcel Locker - (1) door	19-1/2" W x 9-1/4" H	35 lbs.	\$175.00
2272 <sup>1</sup>	Parcel Locker - (2) doors	9-3/4" W x 9-1/4" H	35 lbs.	\$225.00
2275	Master commercial lock - for 2270 and 2272			\$10.00
2277	Lock - tenant lock assembly for 2270 and 2272 - with (2) keys			\$30.00
2280	Drop Box - (1) compartment	23" W x 12" H	35 lbs.	\$150.00
2282	Drop Box - (2) compartments	11" W x 12" H	35 lbs.	\$175.00
2285	Rear cover - locking - option for 2280 and 2282		5 lbs.	\$30.00
2200	Rack Ladder	61-7/8" H x 15-1/2" D	25 lbs.	\$70.00
2200C	Rack Ladder - custom - specify 2, 3, 4 or 6 high			\$90.00
<b>UNIT SIZES</b>		<b>23-1/4" W x 12-1/8" H x 15-1/2" D</b>		

<sup>1</sup> Specify - U.S.P.S. access or private access (order master commercial lock #2275)

Aluminum Doors  
Top view of #1 aluminum door, lock and hinge



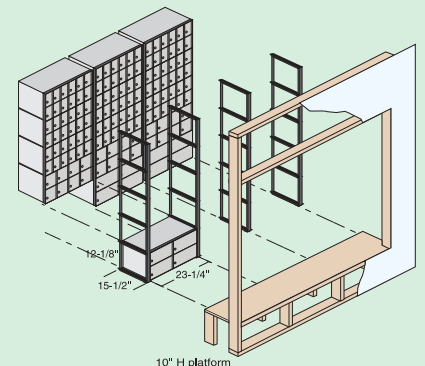
**2200 Series Rack Ladder System Door Sizes**



1  
2  
3

Custom Engraved Placards  
7/8" W X 3" H custom engraved self-adhesive placards are available as an option upon request. (#2267 - \$3.00)

Sample Installation  
Models displayed:  
(9) 2212's  
(3) 2208's  
(3) 2204's  
(4) 2200's



Units are secured from the rear by brackets (not pictured).

Allow approximately 24" W and 62" H for each mailbox column.

One column of mailbox units requires two (2) rack ladders and each additional column in the same configuration requires one additional rack ladder.

