

# Americana Mailboxes

## AMERICANA MAILBOXES



### REAR OR FRONT LOADING

Salsbury 2100 series Americana mailboxes have zinc die-cast doors which include a five (5) pin cylinder cam lock with two (2) keys. The doors are hinged on zinc frames and are attached to the individual compartments with four (4) screws. The mailbox compartments are constructed of 20 gauge steel and powder coated tan. They are designed to stack two (2) high and mount adjacent to each other or between wall studs. All units have the same outside dimensions. Rear loading units can be accessed by the U.S.P.S. when used in Rotary Mail Centers (see page 24). Americana mailboxes are ideal for use in colleges and schools, private postal centers, government agencies, corporate mailrooms, military bases, police stations and many other applications.

#### If Rear Loading:

Units have open backs. Locking rear covers (#2150) are available as an option upon request.

#### If Front Loading:

Units include solid rear covers. Two (2) master commercial locks with two (2) keys (#2192) open a door panel that swings on a continuous hinge. All openings are usable.

#### 2100 Series Door Sizes

Zinc replacement doors include frame and lock with two (2) keys.

3-1/2" 5" #1	5-1/2" 6" #2	11" 6" #3
#2151 Replacement door \$15.00	#2152 Replacement door \$25.00	#2153 Replacement door \$35.00



2130RL



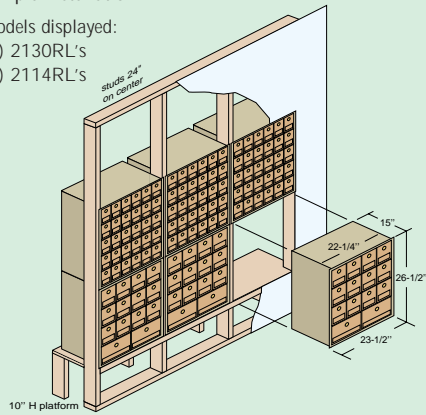
2116RL

### AMERICANA MAILBOXES - REAR OR FRONT LOADING

MODEL	DESCRIPTION	DOOR SIZE	WEIGHT	PRICE
<b>REAR LOADING</b>				
2130RL	30 Doors	3-1/2" W x 5" H	85 lbs.	\$525.00
2116RL	16 Doors	5-1/2" W x 6" H	70 lbs.	\$475.00
2114RL	14 Doors	(12) 5-1/2" W x 6" H (2) 11" W x 6" H	70 lbs.	\$475.00
2108RL	8 Doors	11" W x 6" H	70 lbs.	\$475.00
<b>UNIT SIZE</b>		<b>23-1/2" W x 26-1/2" H x 15" D</b>		
<b>FRONT LOADING</b>				
2130FL	30 Doors	3-1/2" W x 5" H	95 lbs.	\$625.00
2116FL	16 Doors	5-1/2" W x 6" H	80 lbs.	\$575.00
2114FL	14 Doors	(12) 5-1/2" W x 6" H (2) 11" W x 6" H	80 lbs.	\$575.00
2108FL	8 Doors	11" W x 6" H	80 lbs.	\$575.00
<b>UNIT SIZE</b>		<b>23-1/2" W x 26-1/2" H x 16" D</b>		
2190	Lock - standard replacement for 2100 series doors - with (2) keys			\$5.00
2199	Key blanks - for standard 2100 series locks - box of (50)			\$25.00

**Sample Installation**

Models displayed:  
 (3) 2130RL's  
 (3) 2114RL's



Allow approximately 24" W and 53" H for each mailbox column.



2114RL



2108RL

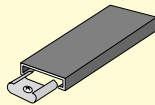


Sample Front Loading (FL) Unit

**AMERICANA MAILBOX OPTIONS**

**OPTIONS**

- Custom sized mailbox units - call for pricing
- Rear covers - locking on rear loading units (#2150 - \$50.00)
- Trim - tan snap-on peripheral trim 1-1/2" W x 3/8" D for up to (3) columns of mailboxes (#2113 - \$80.00)

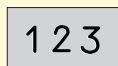


#2113 trim \$80.00


**DOOR AND COMPARTMENT IDENTIFICATION**

Each mailbox door is equipped to identify the tenant's name and/or box number. Self-adhesive numbers (1-3000 available) are supplied upon request with a standard order. Label Holders neatly organize and identify the front/rear of the mailbox compartments and are available as an option upon request.

- Custom engraved tan placards (#2167 - \$3.00)
- Custom engraved door (#2168 - \$3.00)
- Label holders - (50) 3" W x 3/8" H (#1070 - \$30.00)
- Self adhesive numbers - sheets of (100) (#2195 - \$15.00)



#2167 Engraved placard \$3.00



#2168 Engraved door \$3.00

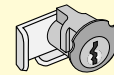


#1070 Label holders (50) \$30.00

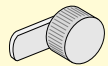
**LOCKS**

Each mailbox door includes a five (5) pin cylinder cam lock with two (2) keys (1,000 different key changes).

- Lock - for 2100 series (#2190 - \$5.00)
- Thumb latch - in lieu of standard lock (#2189 - \$3.00)
- Lock - front loading master (#2192 - \$7.00)
- Additional keys per lock when ordering (#2198 - \$2.00)
- Key blanks - box of (50) - for 2100 series (#2199 - \$25.00)



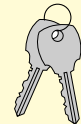
#2190 Lock for 2100 series \$5.00



#2189 Thumb latch for 2100 series \$3.00



#2192 Front loading master lock \$7.00



#2198 Additional keys for #2190 \$2.00 per key